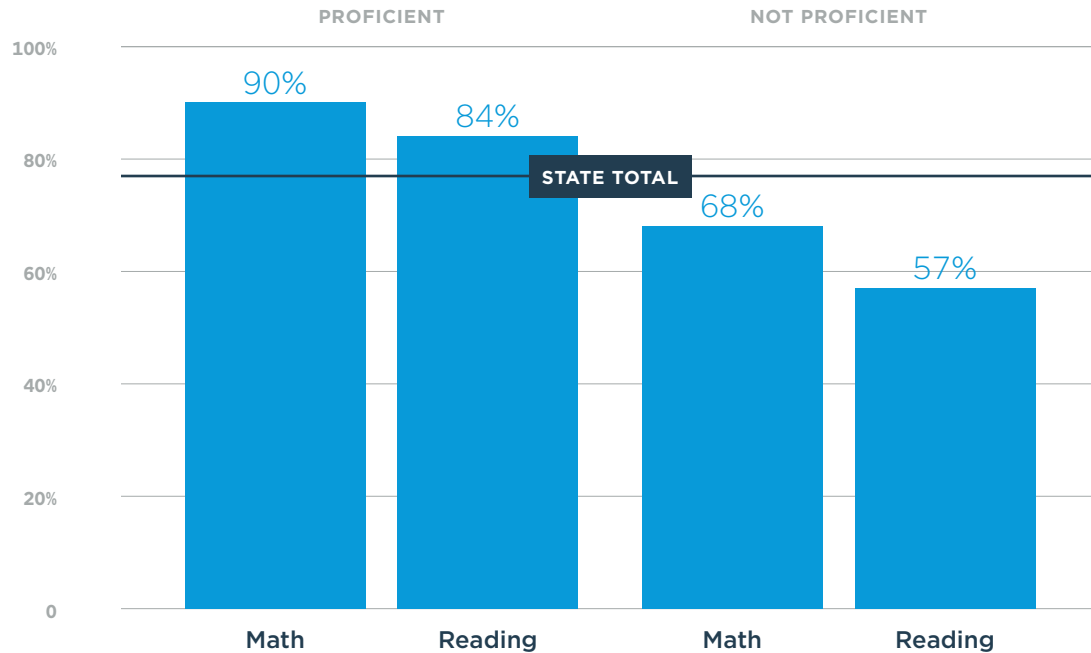


College enrollment rates for the Minnesota public high school class of 2013, by proficiency on Minnesota high school accountability tests*

Percentage of the class of 2013 enrolled in any college within two years



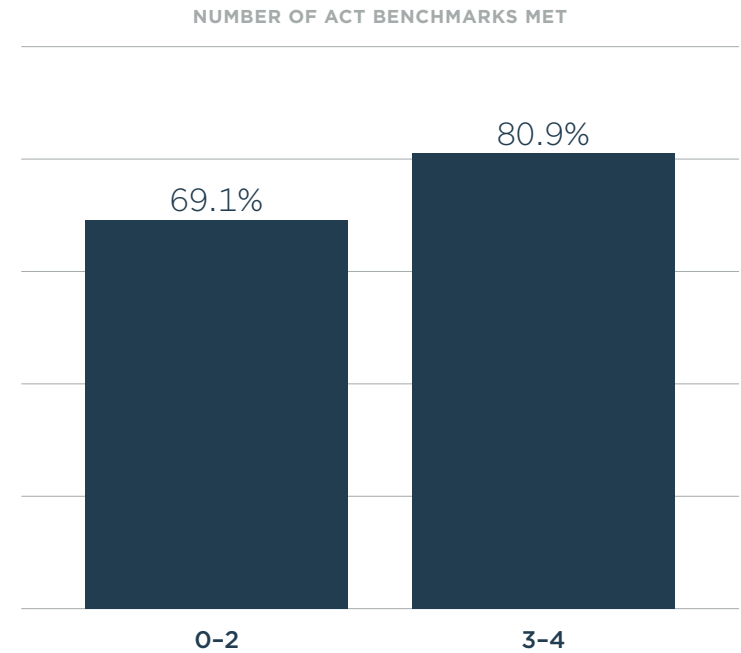
*Minnesota high school accountability tests included the MCA-II, MCA-III, MOD-II, MTAS and MTELL

Source: "Getting Prepared 2016: Recent high school graduates and developmental courses," Minnesota Office of Higher Education, accessed March 10, 2016, <https://www.ohs.state.mn.us/pdf/GettingPreparedInfographic2016.pdf>.

Note: Additional documentation can be found at: "Getting Prepared 2015: Recent high school graduates and developmental courses," Minnesota Office of Higher Education (August 2015), pp. 13, 15 & 33, accessed March 10, 2016, <http://www.ohs.state.mn.us/pdf/GettingPrepared2015.pdf>.

College enrollment among Minnesota ACT test-takers by number of ACT college readiness benchmarks met, 2014

Percentage of Minnesota students enrolling in college

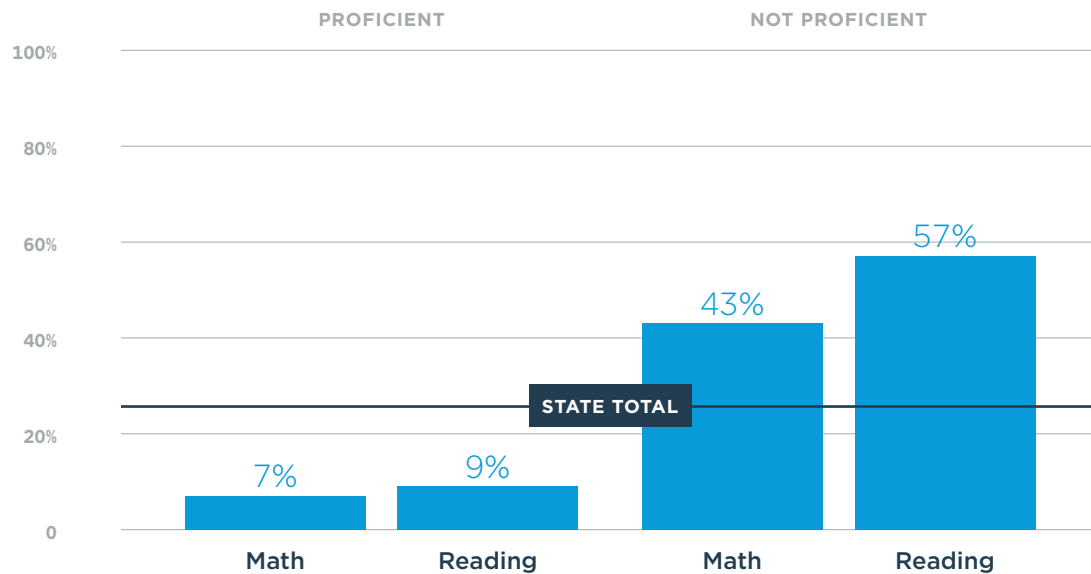


Source: "2014 College Enrollment," ACT, accessed March 16, 2016, <http://www.act.org/content/act/en/research/tableau/2014-college-enrollment.html>.



College remediation rates for the Minnesota public high school class of 2013, by proficiency on Minnesota high school accountability tests*

Among graduates who enrolled in college within two years, the percentage enrolled in developmental courses (remediation)



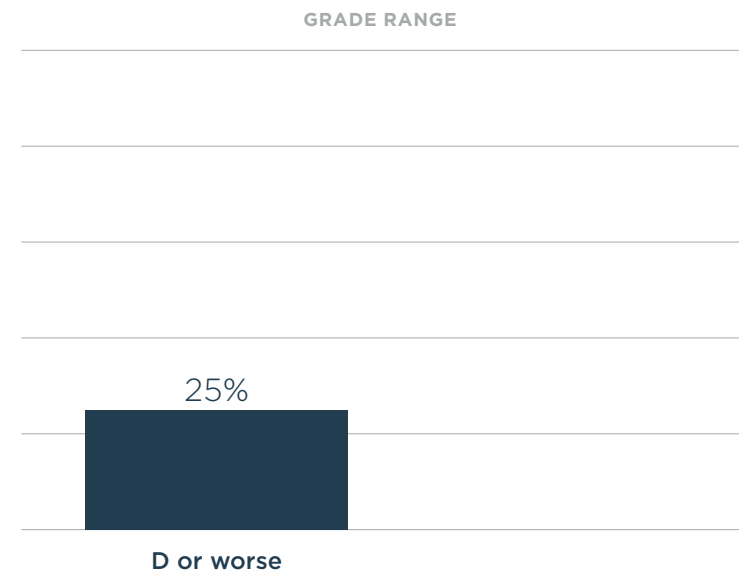
*Minnesota high school accountability tests included the MCA-II, MCA-III, MOD-II, MTAS and MTELL

Source: "Getting Prepared 2016: Recent high school graduates and developmental courses," Minnesota Office of Higher Education, accessed March 10, 2016, <https://www.ohs.state.mn.us/pdf/GettingPreparedInfographic2016.pdf>.

Note: Additional documentation can be found at: "Getting Prepared 2015: Recent high school graduates and developmental courses," Minnesota Office of Higher Education (August 2015), pp. 13, 15 & 33, accessed March 10, 2016, <http://www.ohs.state.mn.us/pdf/GettingPrepared2015.pdf>.

Probability of earning an average-or-better grade in a first-year college course after hitting the ACT college readiness benchmark in that subject

Percentage chance of falling within a given grade range in a first-year college course after hitting the ACT college readiness benchmark in that subject



Source: "The Condition of College & Career Readiness 2015: National," ACT, p. 19, accessed March 16, 2016, <http://www.act.org/content/dam/act/unsecured/documents/Condition-of-College-and-Career-Readiness-Report-2015-United-States.pdf>.

